



Brochure


VIAVI 8800SX

Digital Radio Test Set

With its hybrid portable design, the industry's largest color touch-screen display, ruggedness, internal battery, power accuracy, advanced automated test and alignment, fast VSWR / Return Loss and Cable Fault measurements, the 8800SX offers RF professionals a superior experience in radio test

At A Glance

- Dimensions: 34.3 cm x 29.3 cm x 14.6 cm
- Display Size: 30.5 cm (12 inches), diagonal
- Weight: 17 lbs (Base Unit)
- Battery: Internal, 2.5+ Hours Operation
- Rugged: 30 G Shock
- Test Range: -140 dBm to 57 dBm
- Technologies: P25, P25 Phase 2, DMR, NXDN™, TETRA, dPMR™, ARIB T98, FM, AM, DMR Repeater, PTC



- | | | |
|------------------------|-----------------------------|------------------------------------|
| 1. USB | 6. Audio Out Port, BNC | 11. Internal Loudspeaker |
| 2. Headphone Jack | 7. Audio In Port, BNC | 12. In-Line Power Meter (Optional) |
| 3. Microphone Jack | 8. Oscilloscope Port, BNC | 13. Arrow Controls |
| 4. Digital Multi-Meter | 9. RF GEN Port, Type N | 14. Antenna Port, Type N |
| 5. Home Key Control | 10. T/R Duplex Port, Type N | |

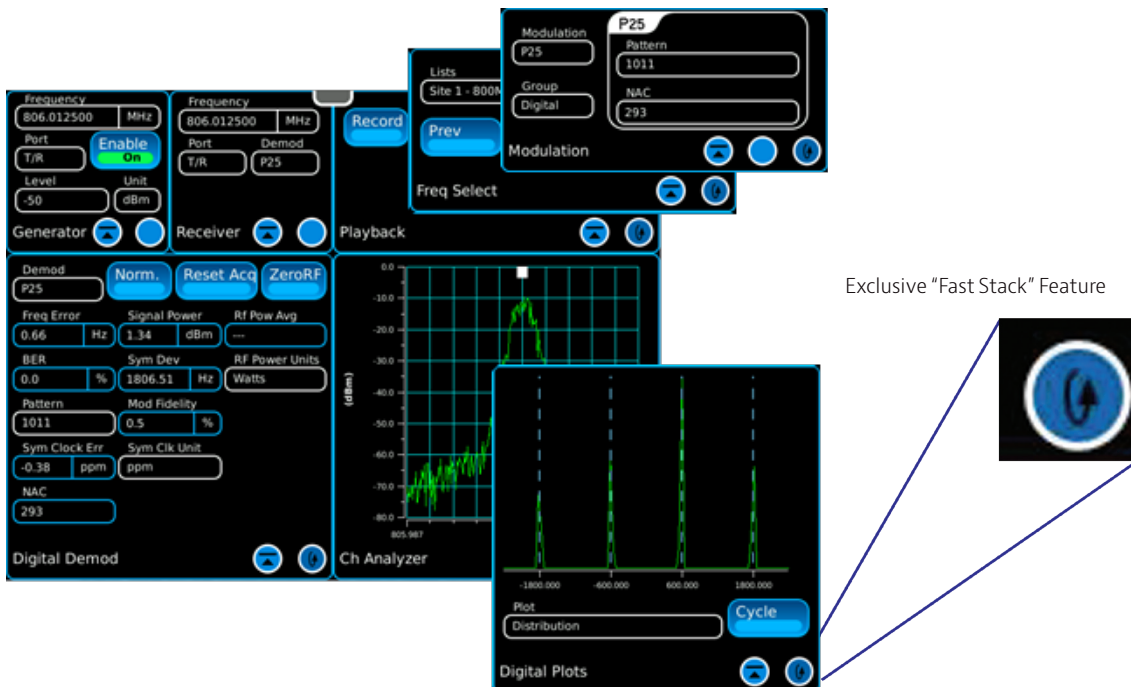
Hybrid Portable Design

The 8800SX combines the performance and features of a bench-level test set with the portability and ruggedness of a field-level instrument. Weighing only 17 lbs (7.71 kg), an internal battery with 2.5+ hours of operation, and rugged 30 G shock rating, test professionals will no longer compromise portability for critical test features. Advanced features ranging from automated test and alignment to digital modulation analysis plots to an internal 500 W (4% accuracy) in-line power meter are all available in a one-box solution.



Unprecedented Display Size and Easy to Use Interface

The 8800SX is designed for maximum test efficiency. With the industry's largest display, ultra-fast store and recall "Presets", and its unique "Fast-Stack" user interface that allows test tiles to be stacked on one another and quickly accessed, test professionals can set up analog and digital tests in seconds and have instant access to more displayed meters and test functions.



The 8800SX User Interface with "Fast Stack" Tile Access

Complete Digital and Analog Test Suite

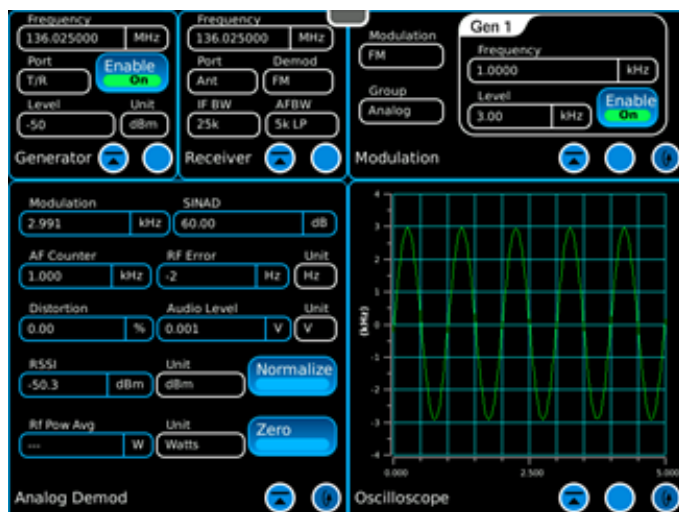
The global land mobile radio (LMR) market is rapidly transitioning from analog to digital. Therefore, test instrumentation must test both legacy analog systems as well as new emerging digital standards. The 8800SX is designed with advanced frequency, power, and modulation analysis instruments for both analog and digital systems.

The 8800SX Technologies

- P25
- DMR
- TETRA
- AM
- ARIB T98
- P25 Phase 2
- NXDN
- dPMR
- FM
- Positive Train Control

Analog Test Features:

- Audio Oscilloscope
- Channel Analyzer
- Dual Modulation Source
- Audio Function Generator
- Tone Remote/Two-Tone/Tone Sequential
- Meters
 - RF Error
 - RF Power
 - Frequency
 - SINAD
 - Distortion
 - Audio
 - Audio Level
 - Frequency
 - SNR
 - DMM

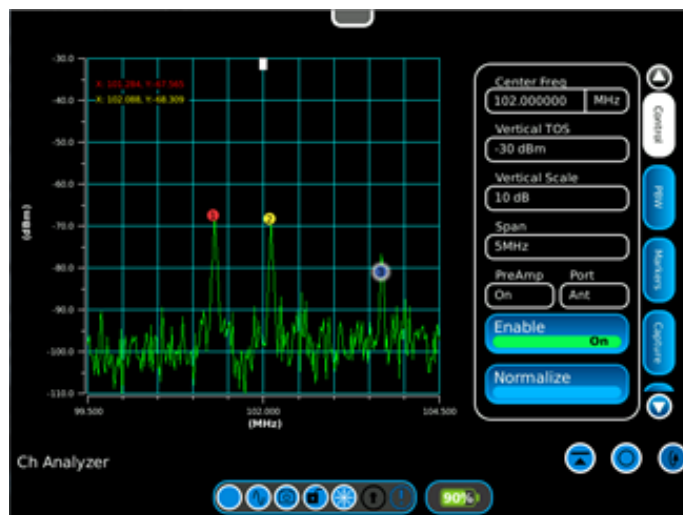


Example Analog Test Setup

Expanded Channel Analyzer with Markers

The channel analyzer offers a unique expanded display mode, which dedicates the entire screen to the analyzer. Combining the expanded mode with the industry's largest color display provides test professionals with an easy-to-see spectrum display; regardless of the test distance.

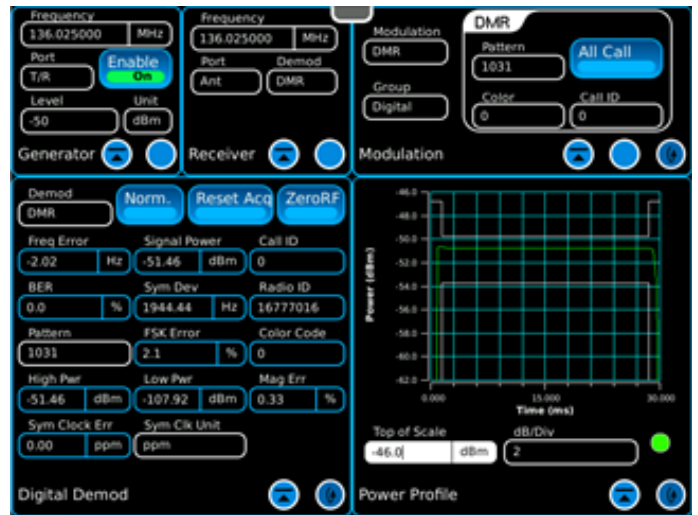
The channel analyzer now sweeps approximate four times per second and offers up to six color markers for identifying signals and interference. An on-screen marker table provides users with instant frequency, level, and delta information on monitored signals.



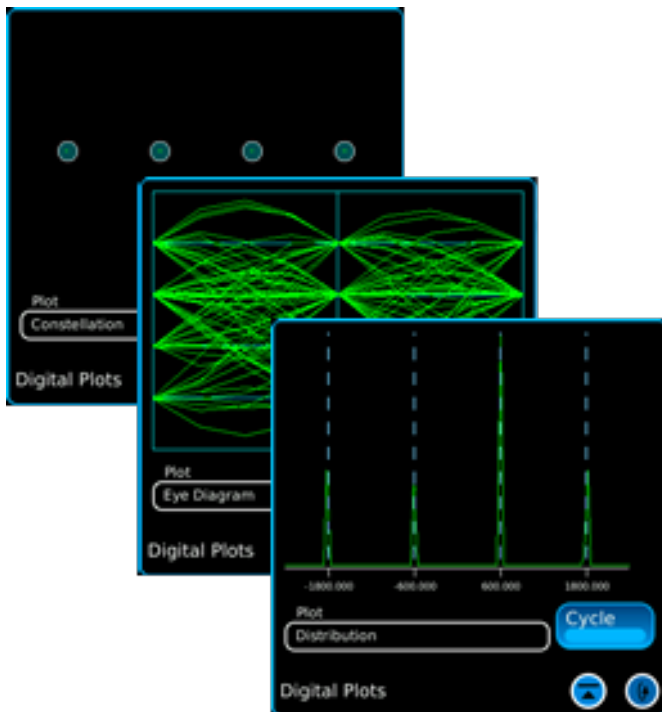
Channel Analyzer with Markers

Digital Test Features

- Digital Test Patterns
- Distribution, Constellation, Eye Diagram Plots
- TDMA Burst Profile with Mask for DMR and P25 Phase 2
- Digital Voice Quality Verification
- Meters
 - Signal Power – Slot Power
 - FSK Error – Symbol Deviation
 - Magnitude – Symbol Clock Error



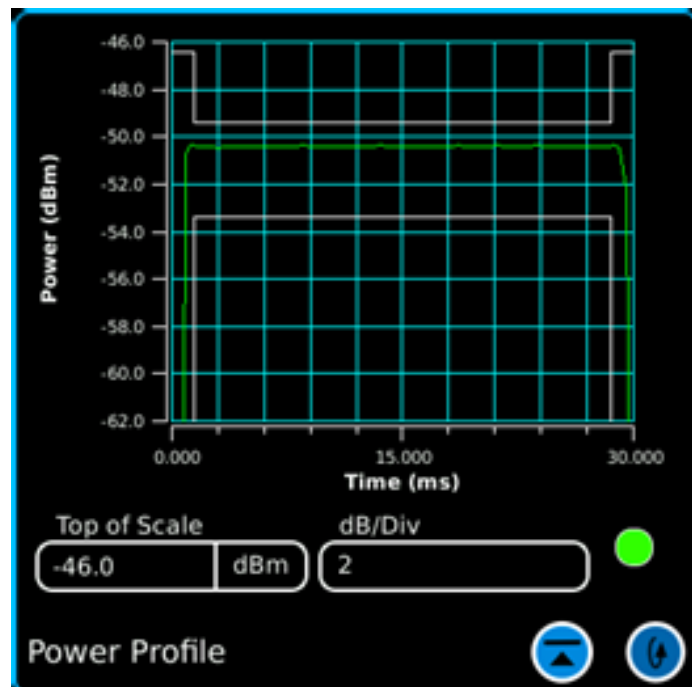
Example Digital Test Setup



Modulation Analysis Plots

DMR Burst Power Profile Plot

DMR is an ETSI standard with specific pass and fail parameters defined for the TDMA burst power in a slot. The Burst Power Profile plot on the 8800SX captures and displays the power profile of the burst in the active slot. Additionally, the 8800SX offers an exclusive pass and fail mask, defined with the ETSI standard's burst profile parameters, to visually indicate incorrect burst power. Proper bursts will display in green while burst errors will display in red.



DMR Burst Profile Plot with Mask

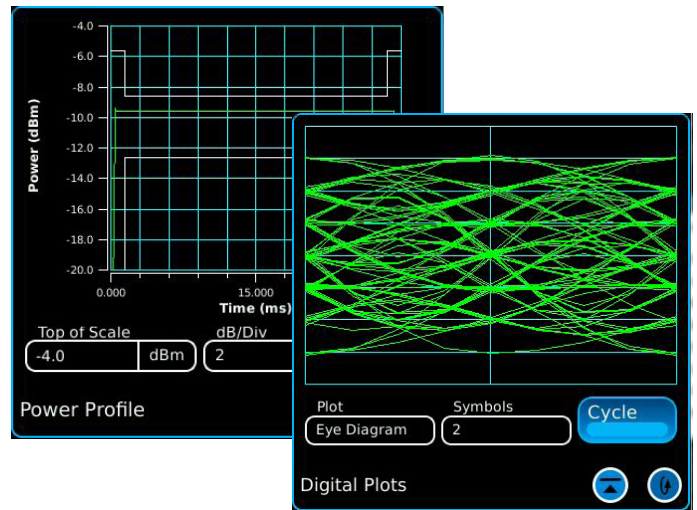
Advanced Digital

DMR Repeater Testing

The DMR Repeater test mode automatically keys up DMR repeaters and transmits synchronously to the downlink signal. This greatly simplifies the task of testing the transmitter and receiver of a DMR repeater.

P25 Phase 2 Analysis

P25 Phase 2, as part of the TIA/EIA-102 Technical Standard, provides analysis of the TDMA burst profile as well as tests specific to P25 Phase 2 modulation. The 8800SX provides analysis of the HDQPSK downlink and HCPM uplink modulation formats used in the Phase 2 standard.



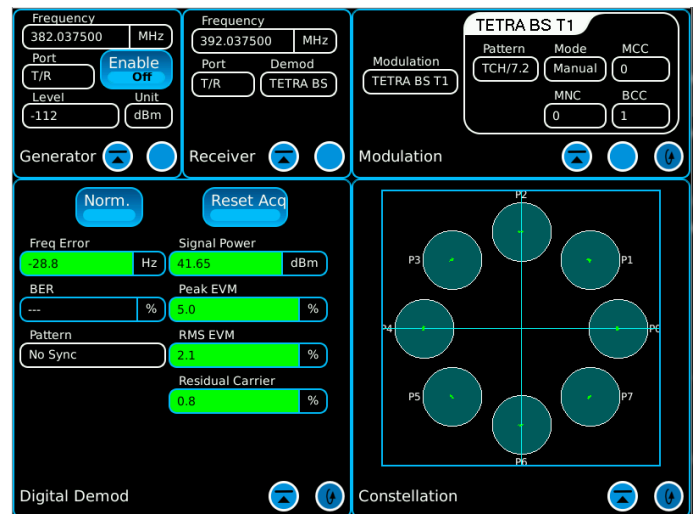
P25 Phase 2 Screen Shots

TETRA Base Station Analysis

The 8800SX includes a cost effective way to measure the critical parameters for field-testing of TETRA base stations.

The transmitter testing for TETRA base stations includes RMS EVM (Error Vector Magnitude), Peak EVM, Residual Carrier, Frequency Error, and Signal Power.

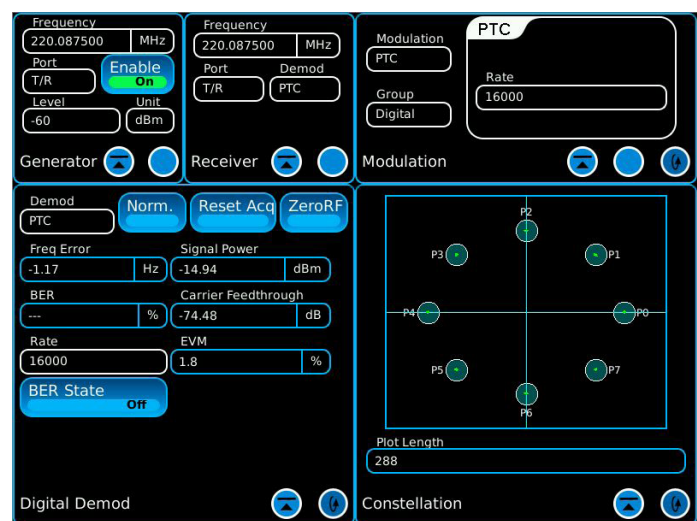
Field-testing for TETRA receivers is also a feature of the TETRA Base Station Test. The ETSI TETRA standard defines the method for generating the TETRA BS T1 test signal, and by use of this signal, the user can measure the sensitivity of the TETRA base station receiver.



TETRA Base Station Test

Positive Train Control Analysis

Recently enacted laws require that railroads provide remote monitoring and control of trains to ensure that the US railroad system provides the highest level of safety available. The 8800SX provides a Positive Train Control (PTC) option that allows Class 1 railroad operators the ability to test their radio control systems in the field or in the lab to ensure that the radio meets stringent PTC RF parameters.



Positive Train Control Test (PTC)

Color Meters

The 8800SX features color-coded meters for quick indication of pass and fail test results. Using the configuration tile, upper and lower limits for each meter can be set and saved by the user. Measurements that exceed the set limits will display "red" for values above the limit and "blue" for values below the limit. Now test professionals can perform fast "Go / No-Go" measurements simply by monitoring meter color indications.

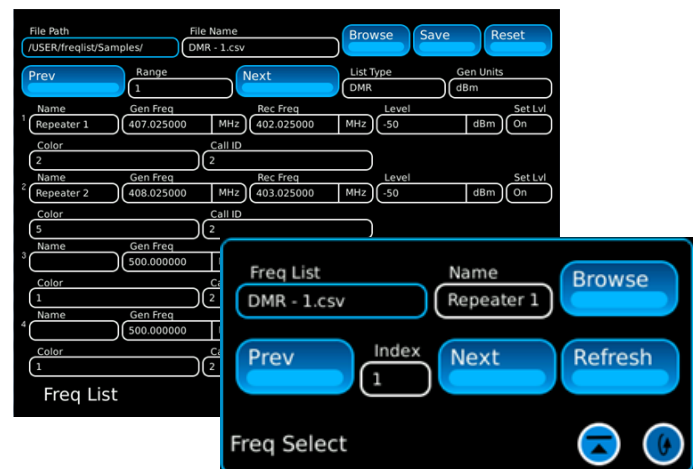


Meters with Color Pass/Fail Indicators

Frequency List

Land mobile radios are often tested at multiple frequencies, which requires the various transmit and receive frequencies to be set on the test instrument, which can be time consuming. The 8800SX frequency list feature provides a quick and easy way to test multiple frequencies. Frequency lists can be created using a configuration tool that allows users to:

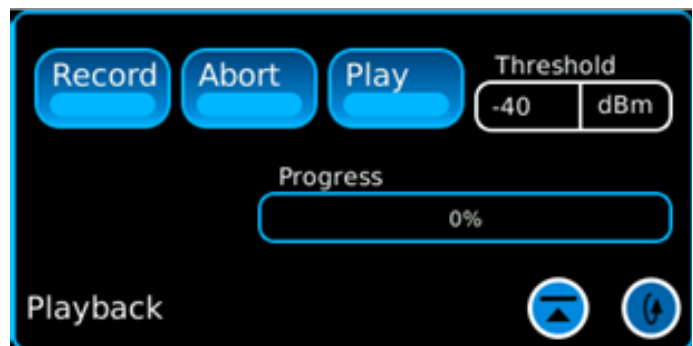
- Create, Edit, and Store Frequency Lists
- Set 8800SX Generator and Receiver Frequencies and Generator Level
- Add CTCSS, DCS codes for Analog Testing
- Add NAC, Color Code, or RAN Code for Digital Testing



Frequency Select Control and Configuration Tiles

Digital Voice Tests

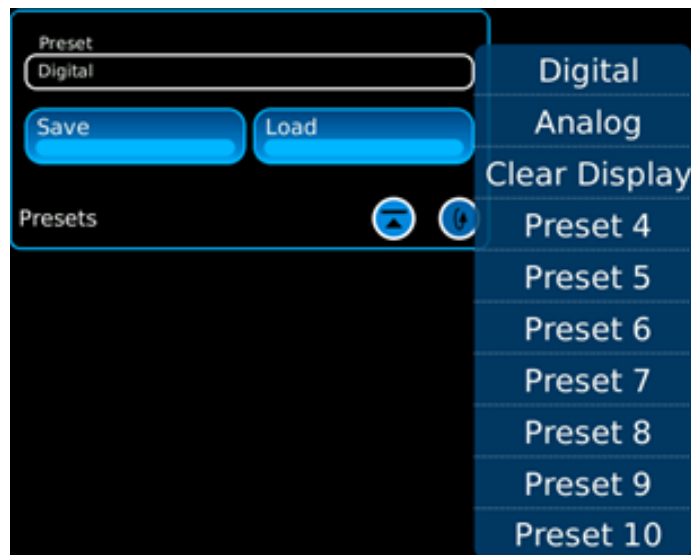
The 8800SX provides digital voice quality testing with its unique Record & Playback feature for P25, DMR, dPMR, NXDN, and ARIB T98 radio systems. Users can record live voice from a radio under test, regardless of vocoder type, and play back the recording to the radio for audio quality verification. An "ideal" audio recording can be saved for each digital modulation type (P25, DMR, etc) allowing for fast play back and audio quality verification of the radio under test.



Record & Playback Tile for Voice Quality Testing

Quick Presets

The Presets feature allows for common analog and digital tests to be set up in seconds on the 8800SX. Three default presets and seven user-defined presets are included. A Preset saves open tiles, tile locations, modulation type, audio routing, and filter settings.



Presets Manager

Internal In-Line Power Meter

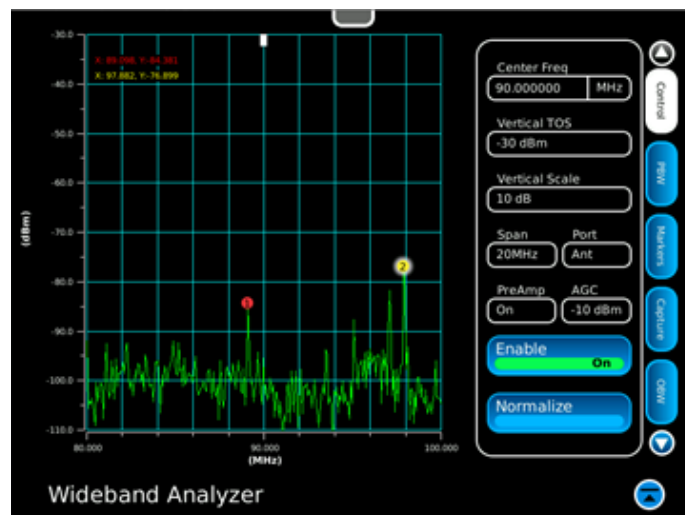
In-line power meters are especially useful test tools at remote repeater sites with high-power transmitters and cable/antenna networks. Test professionals can measure true average and peak power, including VSWR. When the in-line meter is built-in, you can ensure that this valuable tool will not be forgotten. The 8800SX is available in two configurations: part number 139942 features a unit with the in-line power meter built into the test set and part number 142820 is built without the in-line power meter.



In-Line Power Meter Tile

Wideband Analyzer

In addition to the full suite of field-level test instrumentation, the 8800SX features a 50 MHz Wideband Analyzer with six color markers. This powerful feature allows desired signals, interferes, and other spectrum anomalies to be viewed. Screen hold and capture features provide instant storage of screen images to be saved and exported to a PC for later analysis and documentation.

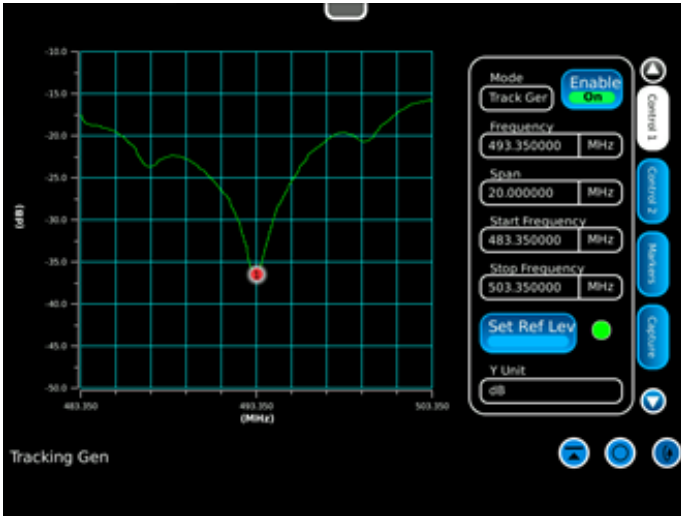


Wideband Analyzer with Color Markers

Tracking Generator

RF professionals maintain antenna transmission networks and tune duplexers, in addition to radio tests. With the optional tracking generator (88XXOPT10) and Precision VSWR/DTF Kit (114348), the 8800SX provides a simple, fast tool for VSWR, Return Loss, Insertion Loss, and Distance to Fault measurements.

The 8800SX soft case permits complete operation of the test set while inside the case. It is also specifically designed with compartments for the return loss bridge and power divider, which allows for VSWR, Return Loss, and Distance-to-Fault measurements to be performed *in the case*. This exclusive feature test set up ensures that these important accessories are not forgotten.



Tracking Generator with VSWR Measurement



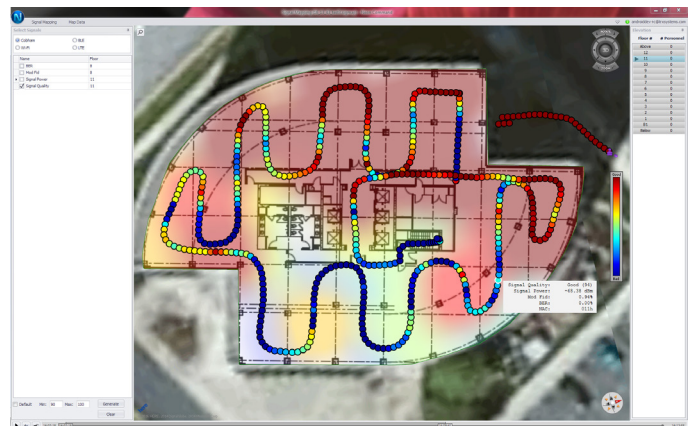
The 8800SX in Soft Case with Return Loss Bridge Connected

NEON® Signal Mapper Package

VIAVI Solutions and TRX Systems are providing a joint solution that integrates TRX's NEON Signal Mapper Application with the VIAVI 8800SX. NEON Signal Mapper automates the geo-referencing cloud storage, and 3D visualization of LMR test data for technicians who use VIAVI test equipment to record and analyze two-way radio signals inside buildings and outdoors.

The NEON Signal Mapper includes the following:

- TRX Systems Tracking Unit with Belt Clip (1 Year Warranty)
- USB Cable and Wall Adapter for Charging
- 1 Year Signal Mapper Software License with NEON Cloud Access
- Portable Wireless Router/Access Point



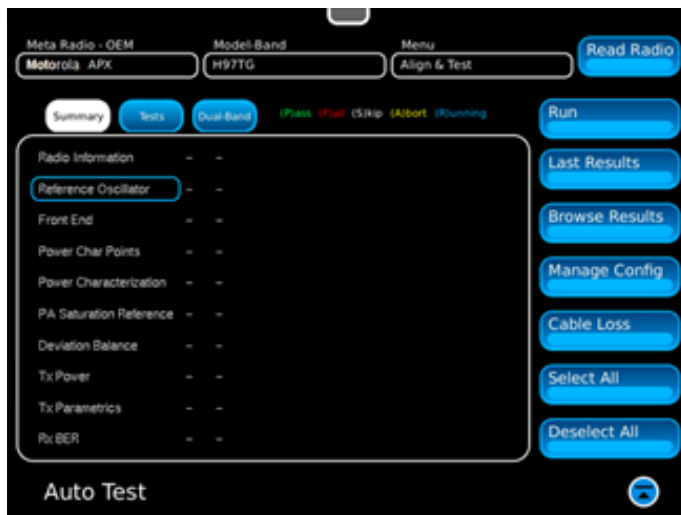
Auto-Test

The 8800SX is designed for complete automated radio test and alignment for analog and digital radios. Using the accurate instrumentation and high-speed remote command architecture, the 8800SX optimizes radio performance in minutes; with minimal human interaction.

Automated test and alignments are available for various radio manufacturers, such as Motorola, Kenwood, Harris, Hytera, etc. A complete list of supported manufacturers is provided in the options section.



The 8800SX Auto-Test Setup



The 8800SX Auto-Test Summary Setup

The 8800SX provides a unique test result for each radio tested. The test result includes Date/Time, Radio Model Number, Serial Number, Firmware Version, and other information uniquely identifying the radio under test. It also includes the specific results of each test and alignment performed.

Test results are automatically stored and can be exported through USB to an external PC for printing and for documentation purposes.


Multiple automated test and alignment options can be installed on the 8800SX. Operators are only required to know the radio type, such as Motorola MOTOTRBO; not radio model number. The unique "Read Radio" feature queries the radio to gather the specific model number, and applies the specific test and alignment parameters for that model number as determined by the manufacturers. Specific tests and alignments can be selected and configured. Pressing "Run" enables the program and executes the selected tests.

The 8800SX also provides the required DMM with an optional Current Shunt for doing critical PA bias mobile radio power alignments.



Test Results Summary

Select 8800SX Accessories Overview

Item	Part Number	Description	Image
Soft Case	114478	The soft case allows full operation of the 8800SX while inside the case. The laptop style design is lightweight and provides extra protection during field operation. Storage pockets provide extra space for spare batteries, test cables, etc.	
Hard Transit Case	114477	The hard transit case features form-fitted slots for the 8800SX, protective cover, precision VSWR/DTF Kit, power supply, 150 W attenuators, spare battery, and more.	
Precision DTF/ VSWR Accessory Kit	114348	This accessory kit provides all items for accurate VSWR, Return Loss, and Distance-to-Fault measurement. The kit includes a case, return loss bridge, power divider, 50 Ω calibrator, and two N-type test cables specifically designed for the 8800SX.	
Bird 5017D Thru-Line Power Sensor	92793	The 8800SX also supports the Bird 5017D Thru-Line Power Sensor as an external power meter for users that already have the 5017D. This capability requires 88XXOPT13 and provides simultaneous forward and reverse power measurements up to 500 W and VSWR measurements that are displayed on the 8800SX screen.	

Ordering Information

Versions and Options

Order Number	Description
139942	8800SX Radio Test Set with Internal Precision Power Meter
	Standard Accessories
	Opt 12 Internal Precision Power Meter (includes both In-Line Power Meter Interface + 5017D Sensor)
	Fuse, 5 A, 32 V, Mini Blade
	Power Supply
	AC Power Cord
	AC Power Cord - China
	AC Power Cord - Europe
	AC Power Cord - UK
	Adapter, N(m) to BNC(f), Qty 3
	Front Cover
	Internal Battery
	142820
Standard Accessories	
Fuse, 5 A, 32 V, Mini Blade	
Power Supply	
AC Power Cord	
AC Power Cord - China	
AC Power Cord - Europe	
AC Power Cord - UK	
Adapter, N(m) to BNC(f), Qty 3	
Front Cover	
Internal Battery	
142505	8800MT Mission Test System
	Standard Accessories
	Opt30 Mission Test Package (Motorola)
	Fuse, 5 A, 32 V, Mini Blade
	Power Supply
	AC Power Cord
	Adapter, N(m) to BNC(f), Qty 3
	Front Cover
	Internal Battery
	Mission Test Kit
Mission Test Radio Software	

Options	
113334	8800OPT01 DMR
140215	8800OPT06 DMR Repeater Test (Requires Opt01)
113335	8800OPT02 dPMR
113336	8800OPT03 NXDN
113337	8800OPT04 P25 Conventional
138895	8800OPT05 P25 Phase II (Requires Opt04)
113338	8800OPT09 ARIB T98
142131	8800OPT162 TETRA Base Station
113339	8800OPT10 Tracking Generator
113340	8800OPT11 Occupied Bandwidth
113342	8800OPT13 Precision Thru-Line Meter (Requires 5017D Bird Wideband Power Sensor)
113343	8800OPT14 PTC
113344	8800OPT15 AAR Channel Plan
139836	8800OPT20 R&S Power Sensor Support (NRT-Z14)
139837	8800OPT21 SINAD Selectable Notch Filters
139838	8800OPT22 SNR Meter
143910	8800OPT23 SX Function Access
142370	8800OPT30 Mission Test Package (Motorola)

Auto-Test and Alignments

DMR Radios

138528	8800OPT104 Motorola MOTOTRBO Series Auto-Test / Alignment (Requires Opt01)
139314	8800OPT108 Hytera DMR Auto-Test (Requires Opt01)

NXDN Radios

138525	8800OPT101 Kenwood NXDN Series Auto-Test / Alignment (Requires Opt03)
--------	---

P25 Radios

139319	8800OPT114 BK / Relm KNG Series Auto-Test (Requires Opt04)
139320	8800OPT115 EF Johnson Viking Auto-Test (Requires Opt04)

139317	8800OPT111 Harris P25 Basic (P7300, M7300, P5500, PXG75 Series) Auto-Test (Requires Opt04)
141180	8800OPT117 Harris XL Series Auto-Test (Requires Opt04)
138526	8800OPT102 Kenwood 5X20 Series Auto-Test (Requires Opt04)
140913	8800OPT118 Kenwood Viking VP5000 / 6000 Series (Requires Opt04)
138527	8800OPT103 Motorola APX Series Auto-Test / Alignment (Requires Opt04)
140868	8800OPT128 Motorola APX 8000 Auto-Test (Requires Opt103)
140900	8800OPT129 Motorola APX "B" Auto-Test (Requires Opt103)
139315	8800OPT105 Motorola ASTRO® 25 XTS® / XTL™ Auto-Test / Alignment (Requires Opt04)

Multi-Protocol Radios

141178	8800OPT107 Kenwood NX-3000 / 5000 Series Auto-Test / Alignment
--------	--

Languages

113356	8800OPT306 Arabic
113350	8800OPT300 Chinese (Simplified)
113351	8800OPT301 Chinese (Traditional)
113361	8800OPT311 French
113360	8800OPT310 German
139625	8800OPT312 Italian
113359	8800OPT309 Japanese
113355	8800OPT305 Korean
113354	8800OPT304 Malay / Indonesian
113357	8800OPT307 Polish
113358	8800OPT308 Russian
113352	8800OPT302 Spanish

Optional Accessories

114477	Case, Hard Transit
114478	Case, Soft-Sided Carrying
82556	Attenuator (6 dB / 150 W), 1.5 GHz
140227	Attenuator (40 dB / 2 W), 18 GHz Type N
67076	Battery, Spare, Internal
114479	8800 External Battery Charger

114348	8800 Precision DTF / VSWR Accessory Kit (Requires Opt10)
92793	5017D Bird Wideband Power Sensor (Requires Opt13)
114312	8800 Rackmount Kit
112861	8800 Microphone
114475	8800 Antenna Kit
62404	8800 DC Power Cord / Cigarette Adapter
63936	AC24009 DMM Test Leads
112277	10 Amp Current Shunt, 0.01 Ohm
67411	Scope Probe Kit
141707	8800 Balanced to Unbalanced Audio Adapter
63351	RF Cable for AutoAlignment (COAX ASSY, RG223,36.0,BNC,M,ST / BNC,M,ST)
140742	NEON Tracking Unit w/belt clip
140747	NEON Signal Mapper Package - Tracking Unit, Software, and 1 Year License
140748	NEON Signal Mapper Package - Tracking Unit, Software, and 2 Year License
140749	NEON Signal Mapper Package - Tracking Unit, Software, and 3 Year License
141586	NEON Signal Mapper Package - Tracking Unit, Software, and 5 Year License
63927	Survey Technologies Inc (STI) Site Survey Package (Software & GPS Antenna)

Extended Warranties

114481	8800 1 Year Extended Warranty (Extends Standard Warranty to 36 Months)
114483	8800 1 Year Extended Warranty with Scheduled Calibration
114482	8800 3 Year Extended Warranty (Extends Standard Warranty to 60 Months)
114484	8800 3 Year Extended Warranty with Scheduled Calibration

Calibration Certificates

138313	8800 Calibration Certificate (ISO 9001)
--------	---



Contact Us **+1 316 522 4981**
AvComm.Sales@viavisolutions.com

To reach the VIAMI office nearest you, visit
[viavisolutions.com/contact](https://www.viavisolutions.com/contact)

© 2019 VIAMI Solutions, Inc.
Product specifications and descriptions in this
document are subject to change without notice.
88005X-br-rt5-nse-ae
30186494 903 0919